

KAA@Home

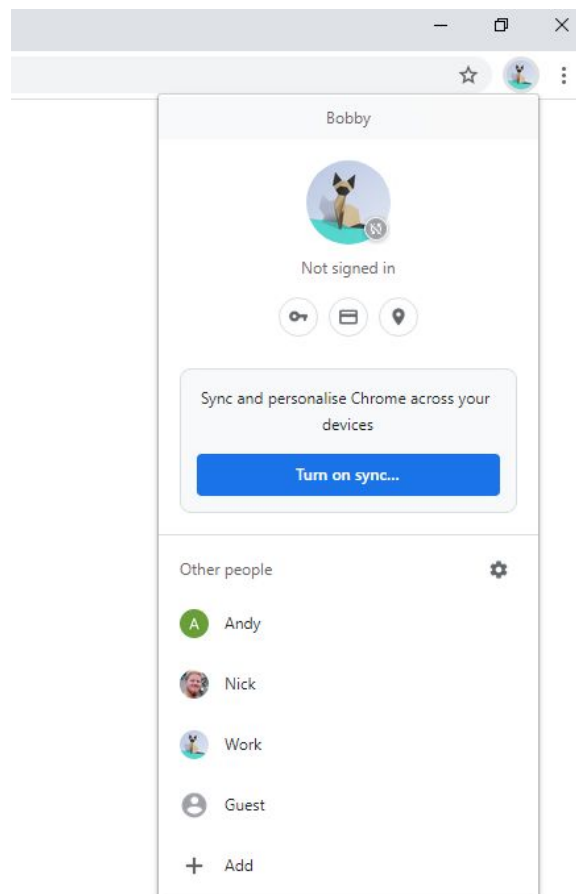
Windows/Mac devices

2 things to check which can solve many issues

1. Are you using the Chrome Browser? KAA@Home works best on the Google Chrome browser which can be downloaded from <https://www.google.com/chrome/>
2. Are you signed in to the browser with the correct user?

You can check who is logged on by clicking on the profile icon at the top right of the browser:

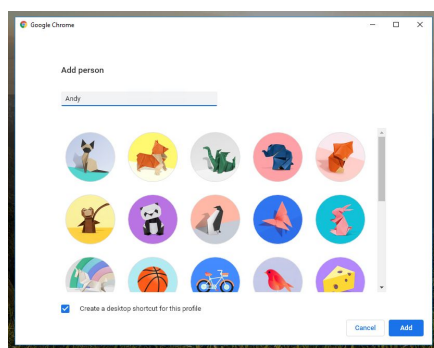
It is highly recommended to use separate browser profiles for each user on any computer. Click on **+ Add** to create a new profile.



Add a new person for your KAA account

Start by typing a name, it can be anything to identify which email account this is “Andy’s KAA account”

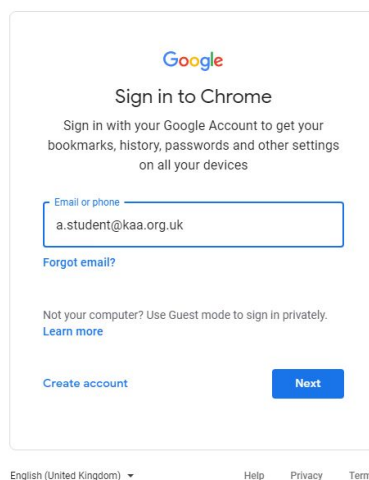
Click **Next**



Type in your KAA email address.

The format is the year when the student would have enrolled in year 7 followed by initial and surname i.e. Andy Student is in year 10 and enrolled in 2016: 16a.student@kaa.org.uk

Enter your password



Sign in and be sure to Link your Data and turn on sync

By linking and syncing your account you will save all your bookmarks, history and passwords in your browser. This makes it much more convenient to use other sites such as Hegarty Maths etc.

