

# Year II Textiles October Holiday Homework

## AQA Art and Design: Textiles

### Overview of the course:





Year 10	<b>Component 1</b> <i>All work produced in lesson / homework / exam</i>		
Year 11	<b>Component 1</b> <i>All work produced in lesson / homework / exam</i>	<b>Component 2</b> <i>(exam project)</i>	<i>summer</i>
Mock exam: 16th & 17th of November		Mock exam: 21st of February (1 day) Exam: 30th April & 1st of May	
<b>Component 1:</b> <ul style="list-style-type: none"> <li>• Deadline 1st of January</li> <li>• Counts for 60%</li> </ul>		<b>Component 2</b> <ul style="list-style-type: none"> <li>• Start 1st of January - May exam</li> <li>• Counts for 40%</li> </ul>	






### Component 1 counts for 60% of the grade

- Mock exam is 16th & 17th of November
- Deadline hand in is 1st lesson after January 8th
- All work from year 10 and 11 so far handed in

### Component 2 counts for 40% of the grade

- Starts January 1st
- Deadline sketchbook is 30th of April
- Final outcome is made in the final exam on 30th of April and 1st of May

	Work from Autumn 1	VPR Classroom Example	Completed grade 1-4	Completed grade 5+	annotated
1	Title page				
2	Felting Step By Step				
3	Felting				
4	Tea bag Step By Step				
5	Teabag Sample				
6	Shibori Step By Step				
7	Shibori Sample				
8	Dissolvable Step By Step				

9	Dissolvable Fabric Sample					
10	Refine 4 + samples					
11	Artist I Research					
12	Artist I drawing Extension					
13	Artist I response 3D 1-2					
14	Artist I response photos and SBS					
15	Nikki Parmenter Research					
16	Photos of workshop					
17	outcome from workshop					