

Art Year 11 Identity Checklist

Homework will be set every Monday, and due Sunday midnight the following week, photographed on google classrooms.

You may begin your tasks, as soon as you complete the previous, putting yourself ahead of the lessons, and in a better position to spend more time on final outcome plans and testing.

You may find that your project requires some different tasks outside of the tasks listed below. This is independent learning and when done well, will help raise your grade. In order to do work that fits the mark scheme, speak to your teacher about the extra work you are planning to complete.








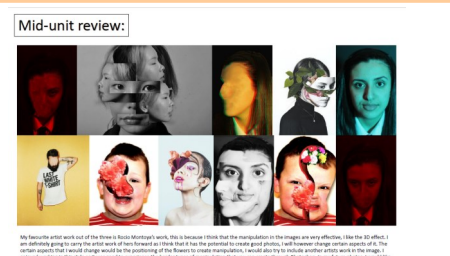








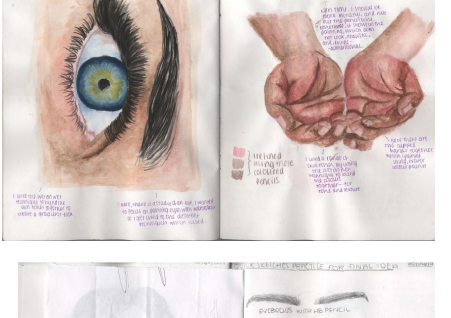


Task 1-13 have to be completed before returning from half term

Task No.	Task	Tick when completed
1	Title page	
2	Artist 1 Research and SEMI Template	
3	Artist copy 1	
4	Photoshoot plan	
5	Photoshoot contact sheet	
6	Best photos annotated	
7	Artist 1 first response	
8	Artist 1 first response SEMI	
9	Artist 1 second response	
10	Artist 1 second response SEMI	
11	Artist 1 third response (optional)	
12	Artist 1 third response SEMI (optional)	
13	Artist 2 Research and SEMI Template	
14	Artist copy 2 (optional)	
15	Artist 2 first response	
16	Artist 2 first response SEMI	
17	Artist 2 second response	
18	Artist 2 second response SEMI	
19	Mid unit review	
20	Final outcome ideas planning (3-4)	
21	Possible outcome drawings(3-4)	
22	Second Photoshoot Primary Source Photographs (optional)	
23	Mini outcome 1 (optional)	
24	Mini outcome 2 (optional)	
25	Statement of intent (Optional)	
26	10 hour Mock Exam	
	Hand in deadline component 1 : January 6th 2025	

Assessment Objective 1	Assessment Objective 2	Assessment Objective 3	Assessment Objective 4
<p>Develop ideas through investigation, demonstrating critical understanding of sources.</p> <p>Artist copies Gallery Research and drawings/sketches</p> <p>Artist Research Artist Reference Artist Response 2-4. Artist Collage photographs Contact sheets annotated Different materials Find new directions This is done at the beginning or middle of a project.</p>	<p>Refine work by exploring ideas, selecting and experimenting with appropriate media, materials, techniques and processes.</p> <p>Mid Unit Review Ven Diagrams Mini Outcome plans</p> <p>Mini outcomes 2-3 Planning, Photos Contact sheets annotated, Experiments/tests</p> <p>Final Idea Planning Tests (2-4) This is generally done in the middle of the project. Final idea and step by steps are leading up to the exam.</p>	<p>Record ideas, observations and insights relevant to intentions as work progresses.</p> <p>Overall Quality of Artwork and Presentation.</p> <p>Skill technique and composition.</p> <p>Communication and specialist annotation and key words Drawing Presentation</p> <p>Skill in outcome of Artist Responses, Experiments, mini and final outcomes.</p> <p>This occurs throughout the whole project.</p>	<p>Present a personal and meaningful response that realises intentions and demonstrates understanding of visual language.</p> <p>Mini Outcomes and Major Outcomes</p> <p>Number of artworks/photos depends on complexity of making processes.</p> <p>How the artworks relate to your artists but have been personalised and taken further creatively by you!</p> <p>Mini outcomes throughout the project, major outcomes created during the exam.</p>

The images above illustrate the type of work that needs to be completed for each assessment objective, not an entire project.

What work relates to each Assessment Objective

Assessment Objective 1	Assessment Objective 2	Assessment Objective 3	Assessment Objective 4
<p>Develop ideas through investigation, demonstrating critical understanding of sources.</p> <p>Gallery Research and drawings Artist Research Artist Reference.</p> <p>Semi Analysis Planning, photos, Artist Responses.</p> <p>Step by steps.</p> <p>This is done at the beginning or middle of a project.</p>	<p>Refine work by exploring ideas, selecting and experimenting with appropriate media, materials, techniques and processes.</p> <p>Mid Unit Review Initial Ideas Review</p> <p>Initial Ideas 1,2,3 Planning, Photos, Experiments</p> <p>Final Idea Planning and test. Step by steps.</p> <p>This is generally done in the middle of the project. Final idea and step by steps are done during the exam.</p>	<p>Record ideas, observations and insights relevant to intentions as work progresses.</p> <p>Overall Quality of Artwork and Presentation.</p> <p>Composition and skill in unedited photographs.</p> <p>Skill in camera settings or editing techniques, darkroom techniques. Step by steps.</p> <p>Skill in outcome of Artist Responses, Experiments, Final Artwork/photographic set.</p> <p>This occurs throughout the whole project.</p>	<p>Present a personal and meaningful response that realises intentions and demonstrates understanding of visual language.</p> <p>Final Outcome or Artwork Mini Outcomes</p> <p>Final Artwork or Photographic set.</p> <p>Number of artworks/photos depends on complexity of making processes.</p> <p>How the artworks relate to your artists but have been personalised and taken further creatively by you!</p> <p>Mini outcomes throughout the project, final outcomes created during the exam.</p>
<p>Observational drawing of artist work</p>  <p>Semi review</p>  <p>Study of artist's work</p>  <p>Agnes Cecile</p>  <p>Photoshoot Plan:</p>  <p>Sketch making experiments</p>  <p>Observational drawing</p>  <p>Experiments</p>  <p>Observational painting</p> 	<p>Mid-unit review:</p>  <p>critical ideas</p>  <p>EXPERIMENT 1,2,3&4</p>  <p>Sketch making experiments</p>  <p>Observational drawing</p>  <p>Experiments</p>  <p>Observational painting</p> 	<p>Initial idea one: photoshoot plan.</p>  <p>developed idea 1</p>  <p>developed idea 2</p>  <p>Study of image appearing in developed idea 2</p>  <p>Study of image appearing in developed idea 2</p> 	<p>preferred initial idea</p>  <p>evaluation</p>  <p>evaluation</p>  <p>evaluation</p>  <p>evaluation</p> 